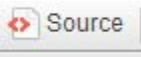









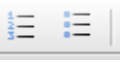



















CK Editor Quick Reference Guide

	View and edit the HTML Select Source again to return to Editor View
	Paste from Word option will paste copied content into the editor -- style information such as text color will be removed, while standard HTML formatting such as bold or italic will be preserved.
	Undo and Redo --- nothing new or different
	Find and Replace -- nothing new or different
	Select All to choose all content in your article to copy or delete
	Spell Check as You Type
	Bold, Italic, Underline -- nothing new or different
	Strike-through -- can be applied to entire document, paragraph or text fragment
	Subscript and Superscript -- Smaller than surrounding text. Handy for mathematical expressions or footnote references.
	Remove Formatting -- hold the mouse down and highlight a word, sentence or paragraph. The style information will be removed from the specified text.
	Bulleted lists are useful when you want to group a number of items that do not need to appear in any particular order. Numbered lists are useful when you want to group a number of items that need to appear in a particular order.
	Increasing and Decreasing Indentation -- Increases and decreases by one tab length.
	Blockquote -- aligns text within an article. Highlight text and select Blockquote. Recommended when quoted text is several lines or at least 100 words.

	Create Div Container -- lets you set configuration options for stylesheet ID and classes. Refer to CK Editor Guide for detail. For the more advanced user
	Align Left, Center, Right and Justify -- nothing new or different
	Insert/edit link (Hyperlink), Unlink (unlink Hyperlink) -- Type the hyperlink text and then select the Link icon
	Anchor -- link two sections of text in the same article (similar to a Bookmark)
	Image Info -- image URL, width, height, etc
	Table -- insert a table within the article. See Editor Guide for full details. You can now insert a background image!
	Insert Horizontal Line -- nothing new or different
	Insert Special Character -- nothing new or different
	IFrame -- allows you to insert a frame containing another document in the middle of your document. See Editor Guide for full details. For the more advanced user
	Styles -- nothing new or different
	Text Color -- highlight the text and choose a color
	Highlight Color -- highlight text and choose from a list of default colors
	Maximize (full screen mode) -- more room to view and edit your article. Select icon again to minimize.
	Show Blocks -- displays dotted frames around block-level-elements. Also displays html tags. See Editor Guide for more details. For the more advanced user
	Forms -- all Form elements are shown on this bar